




komodo

2	BRAND EVOLUTION
3	INSPIRATION & MEANING
4	VISION & MISSION
5	FULL COLOR LOGO
8	CONSTRUCTION
9	SPACING
10	COLOR REVERSE LOGO
13	SINGLE COLOR LOGO
16	SIZING
17	LOGO GUIDANCE
18	COLORS
20	INTERFACE GUIDELINES
22	TYPOGRAPHY





The Komodo Vision

Komodo's vision is an open and free internet with thousands of application-specific blockchains working in unison to perform complex business functions in a decentralized and trustless manner, all while maintaining a spirit of collaboration and cooperation in the blockchain space.

The Komodo Mission

Komodo is committed to accelerating global blockchain adoption through a composable multi-chain architecture, an open platform model, and a business-friendly ecosystem that allows developers, startups, and enterprise alike to prosper with customized blockchain solutions.








komodo








komodo





Always make sure the logo has room to breathe. The komodo logo in all its lockups should always be displayed with at least as much white space as the height of the “k” on all sides.







komodo














The stacked lockup should only be used in situations where it can be displayed at **100px or more** in height.



The horizontal lockup should only be used in situations where it can be displayed at **50px or more** in height.



The mark should only be used in situations where it can be displayed at **50px or more** in height.



For any situations where the logo needs to be displayed in a smaller size than 50px, use one of the three icon styles. The icons should not be displayed in sizes smaller than 25px.




X



Do Not: warp or skew any part of the logo.

X



Do Not: rotate any part of the logo.

X



Do Not: flip or transform any part of the logo.

X



Do Not: recolor any part of the logo. Only use the logo assets provided.

X



Do Not: change the lockup of the logo mark and text. Only use the logo assets provided.

X



Do Not: add a drop shadow or stylize any part of the logo.



Primary Colors

Komodo Dark Blue
#26456B
R: 38 G: 69 B: 107

Komodo Light Blue
#2b6680
R: 43 G: 102 B: 128

Komodo Dark Teal
#3CC9BF
R: 60 G: 102 B: 191

Komodo Teal
#41EAD4
R: 65 G: 234 B: 212

Secondary Colors

Secondary Red
#DC0333
R: 220 G: 3 B: 51

Secondary Orange
#F7931A
R: 247 G: 147 B: 26

Secondary Green
#2FEA8B
R: 47 G: 234 B: 139

Secondary Light Blue
#00E2FF
R: 0 G: 226 B: 255

Secondary Purple
#B541EA
R: 181 G: 65 B: 234

Secondary Pink
#FF1290
R: 255 G: 18 B: 144



Primary Gradient

#0D4475
R: 13 G: 68 B: 117

#00E0BF
R: 0 G: 224 B: 191

Background & Interface Colors

UI Dark 1
#182331
R: 24 G: 35 B: 49

UI Dark 2
#1A2939
R: 26 G: 41 B: 57

UI Dark 3
#233548
R: 35 G: 53 B: 72

UI Dark 4
#364C65
R: 54 G: 76 B: 101

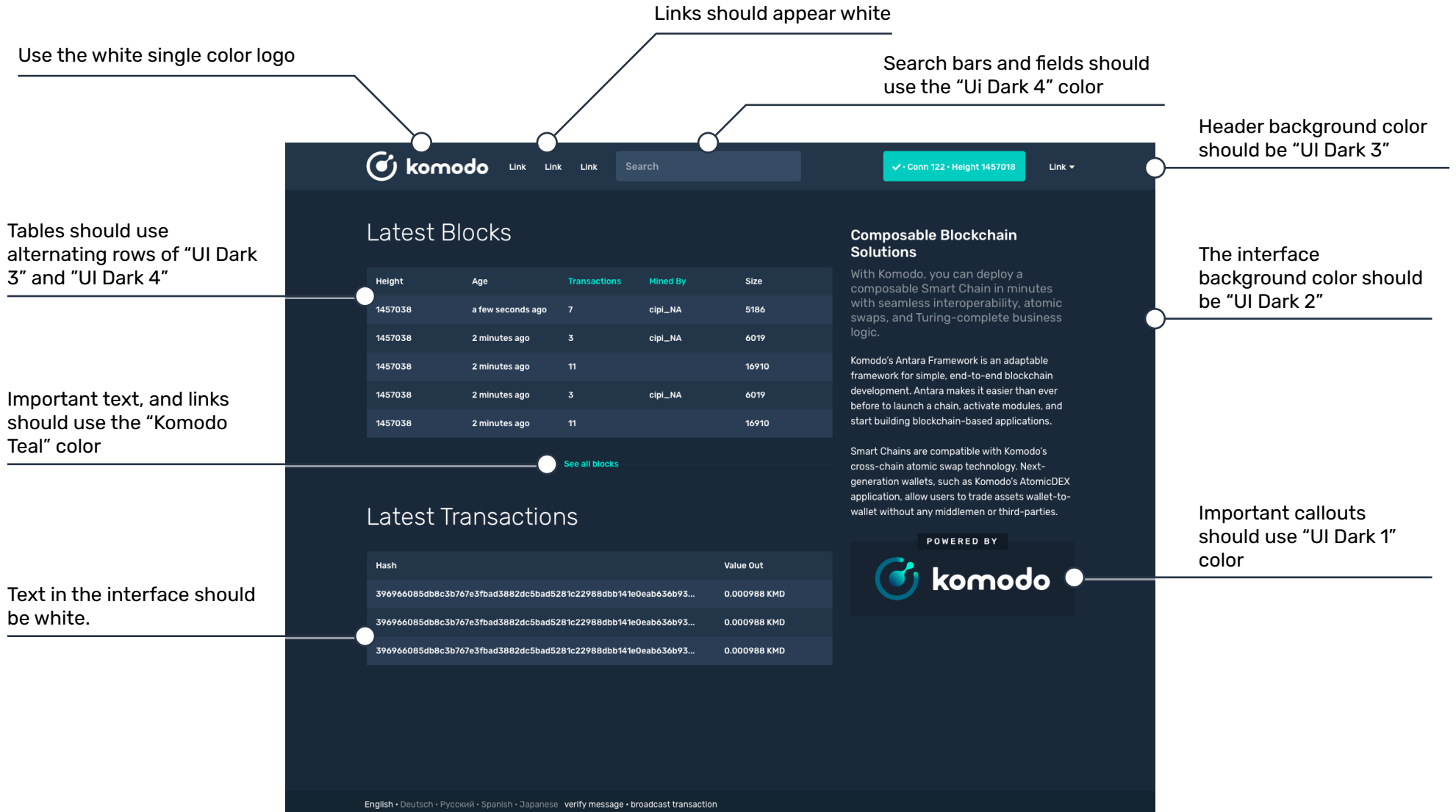
UI Light 1
#B7BBBF
R: 183 G: 187 B: 191

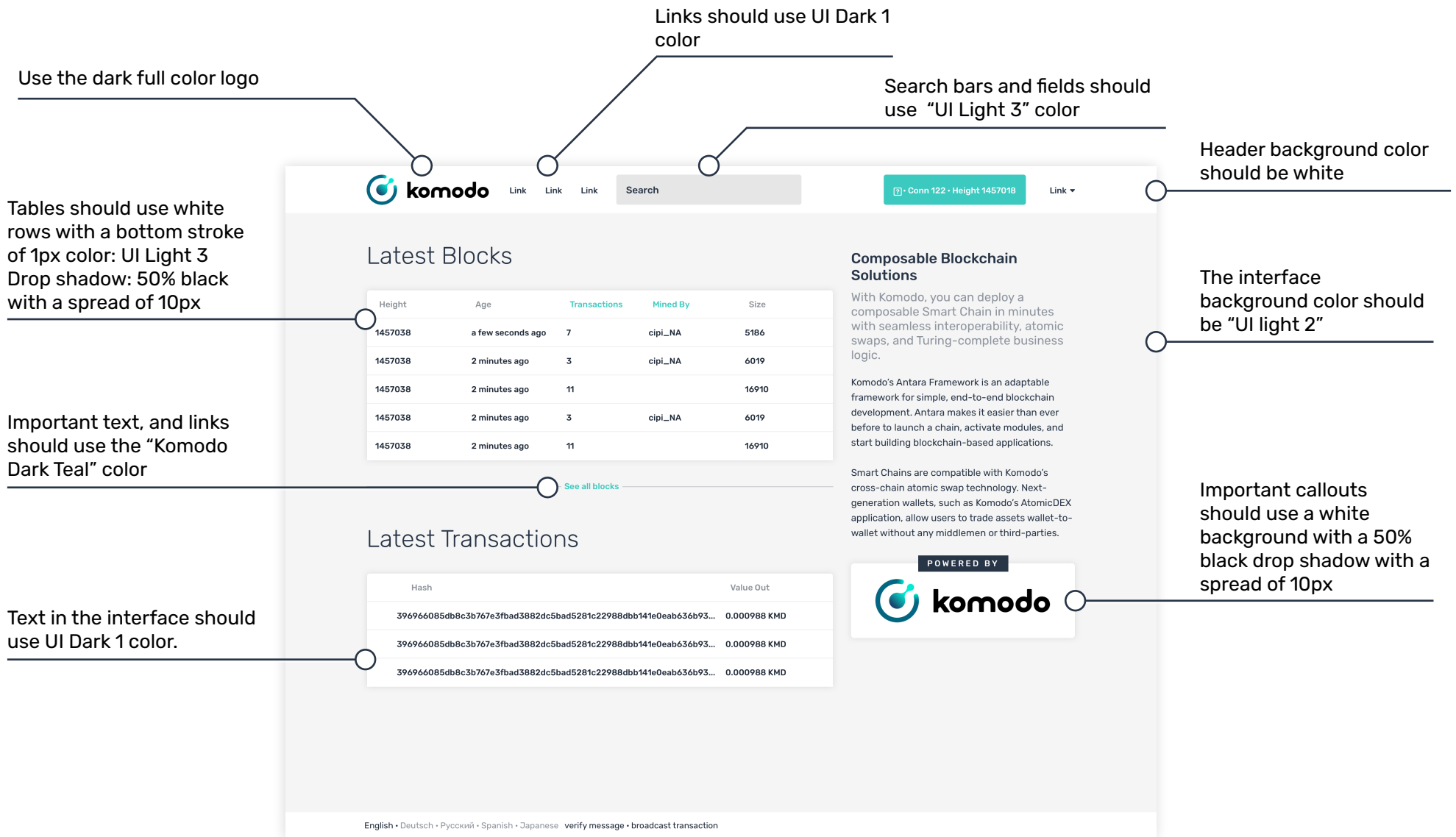
UI Light 2
#F5F5F5
R: 245 G: 245 B: 245

UI Light 3
#E6E6E6
R: 230 G: 230 B: 230

White
#FFFFFF
R: 255 G: 255 B: 255







H1: Rubik Light – 60pt

H2: Rubik Light – 40pt

H3: Rubik Medium – 24pt

H4: RUBIK MEDIUM – 16PT

Body: Rubik Regular

Lorem ipsum dolor sit amet, consectetur adipiscing elit. Fusce massa diam, lacinia at lacus eu, pulvinar imperdiet ipsum. Fusce euismod fringilla condimentum. Duis faucibus est in neque feugiat aliquet. Morbi ut dui eget mauris faucibus congue. Ut mattis turpis quis lorem ornare, at sollicitudin massa condimentum.



THIS IS A SUBHEADLINE (H4)

This is a headline. (H2)

Written by: Author Line (Body)

This is body copy. Lorem ipsum dolor sit amet, consectetur adipiscing elit. Fusce massa diam, lacinia at lacus eu, pulvinar imperdiet ipsum. Fusce euismod fringilla condimentum. Duis faucibus est in neque feugiat aliquet. Morbi ut dui eget mauris faucibus congue. Ut mattis turpis quis lorem ornare, at sollicitudin massa condimentum.

This is a text callout. (H2)

This is body copy. Lorem ipsum dolor sit amet, consectetur adipiscing elit. Fusce massa diam, lacinia at lacus eu, pulvinar imperdiet ipsum. Fusce euismod fringilla condimentum. Duis faucibus est in neque feugiat aliquet.





Thank You For Viewing!

For questions, contact us at: komodoplatform.com/contact-us

Komodo 2019